







Note: This advice sheet is for your own reference. You may find it useful to print this prior to the training, but it is not essential.

Early sound play games

Children develop speech sounds at different ages and stages. Here are some ways you can increase children's awareness of sounds and encourage them to hear and attempt different sounds or short words.

Remember to praise all attempts! If they don't want to have a go, that's ok as listening and awareness of sounds comes first so it's just as important to work on this as well as producing the sounds.

These are just ideas and you might discover others whilst you are playing with your child. Try to link these to your child's favourite games, stories or songs

	<p>'p'</p> <ul style="list-style-type: none"> Bubbles – “p- p-p” Making “p” on a feather or piece of paper so you can see it move Fish impression in mirror to make the lips come together Pretend to blow out a candle - to get lips together <p>'p' short words</p> <ul style="list-style-type: none"> "up" – when building brick towers or any toys that climbs "up, up, up". "pow" - with superhero action or sign. "pee-po" with scarves (see-through so can still see lips together modelled). "purr" - cat sounds "pop" – when popping bubbles
	<p>'m'</p> <ul style="list-style-type: none"> Motorbike - "mmmmmmm" Feeding activity - "mmmmmm" /"yummy"(or the opposite "errrrr"/"yuck") Baby babble with a dolly/ baby e.g. "mumumumum" etc <p>'m' short words</p> <ul style="list-style-type: none"> "more" - any games or activities to encourage this word "moo" - cow sound "meaow" – cat sound
	<p>'b'</p> <ul style="list-style-type: none"> Bouncing a ball – “b-b-b” Pretending to be cold, e.g. whilst playing with a snowman/balls etc - "brrrr" <p>'b' short words</p> <ul style="list-style-type: none"> "boo" - making people/soft toys jump. "bye" - saying "bye bye" to the toys as you put them away. "bee" - tell a story/play sequence with the bee. (You can also try buzz buzz) "baa" - sheep sound
	<p>'d'</p> <ul style="list-style-type: none"> Playing drum - “d-d-d” Baby babble with a dolly/ baby e.g. "dadada" etc <p>'d' short words</p> <ul style="list-style-type: none"> "I do.... do, do, do" "oh dear" – when something goes wrong "daaar!" - reaction to something funny , surprising or an exclamation!



't'

- Dripping tap - "t-t-t"
- Pretending to type – "t-t-t"
- Ticking clock – "t-t-t"

't' short words

- "tea"- drinking tea as part of a tea party
- Tickle your "toe... toe, toe, toe"
- "eat" – feeding the puppet or toy
- "out" – in/out activity – pulling things out of a bag.
- "tedarr" – exclamation. Revealing something like a magic trick.
- 'tut' – make a 'tutting' sound whilst shaking your head 'no'



'n'

- Aeroplane noise – "nnnnn "

'n' short words

- "nee-nor" - police car, ambulance, fire engine
- "no"
- "neigh" – horse sound
- "on/ in" e.g. when building a tower/ or putting a brick in a cardboard tube etc



'w'

- Going down slide/ making figures fly etc - "weeeeeee"
- Getting something like a car/horse to slow down "woh woh woh"
- Crying baby - "wah wah wah"
- Ghost - "wooo/ oooow"
- Yucky food - "ewwww"

'w' short words

- "wow" - exclamation with an exciting toy



'h'

- Big sigh – "hhhhh"
- When things go wrong - "argh"

'h' short words

- "Ho, ho, ho!" – Father Christmas.
- "hee, hee, hee", "ha, ha, ha" etc – laughter.
- "hair" – brushing hair etc.
- "Hi/hiya" – say "hi" to all the toys..'hi teddy, hi bunny'.
- "hug" – giving toys a 'hug"... "hug for bunny...hug for doggie" etc.








'c/k'

- camera taking picture –"k-k-k-k" (Try to keep the tongue tip down and mouth open wide)
- Guinea pig sounds – "ekk, ekk, ekkk"

'c/k' short words

- ik/ikky/yuk" – gross things/food.
- "ark" – Noah's Ark
- "car" "key"
- "coo" – bird sound.

	<p>'g'</p> <ul style="list-style-type: none"> • Water going down a plug – “g-g-g-g” (Try to keep the tongue tip down and mouth open wide) • pretending to coo over a baby/dolly – “ger-ger-ger-ger” • pretending to be baby - “gah, gah, gah” <p>'g' short words</p> <ul style="list-style-type: none"> • Ready, steady... “go”
	<p>'f'</p> <ul style="list-style-type: none"> • Rocket/plane/firework taking off – “ffffff” (Talk about bunny rabbit teeth, top teeth over bottom lip) • Blow up balloon and let it fly, saying “ffffff”. • Pretend to be cold - “f-f-f-ffffff” • Model “ffffff” blowing feathers out of your hand • Cross noise, pretending toys are cross about something - “ooof”, “huff” etc –. <p>'f' short words</p> <ul style="list-style-type: none"> • “off” – knocking toys ‘off’ table, taking people “off” the bus. You could even try “off-on, off-on...” etc • “ fee fi foe fum” – Jack in the Bean Stalk phrase – don’t forget to do a giant’s voice! • “woof” - dog sound
	<p>'s'</p> <ul style="list-style-type: none"> • snake sounds – “ssss” (Smile whilst you are making the sound) • can you pretend to be a balloon deflating going around and around - ‘ssss’ <p>'s' short words</p> <ul style="list-style-type: none"> • “Yes” – yes/no • “See/saw” – songs like see saw up and down, see saw margery daw, a sailor went to sea sea sea • “I see...” looking through camera/telescope. • “ice/icey”
	<p>'v'</p> <ul style="list-style-type: none"> • Driving vehicles - “vvvvv”. <p>'v' short words</p> <ul style="list-style-type: none"> • “va, va, voom” – revealing special toy/something exciting etc.
	<p>'z'</p> <ul style="list-style-type: none"> • Buzzy bees – “zzzzzz” • Sleeping – “zzzzzz” <p>'z' short words</p> <ul style="list-style-type: none"> • Zoom zoom zoom song • Zap! – with superhero action or sign

Avoid ‘telling’ your child to say a sound, if they produce a sound then give them lots of praise but avoid saying ‘say ssss’.

Remember, when you are saying the sounds to your child make sure you use the pure sound and not the letter to describe it! For example: use ‘s’ and not ‘suh’ or ‘ess’ for the ‘s’ sound.

There are some examples of sound play games in this clip from Wiltshire Speech and Language Therapy team <https://youtu.be/OF4BP9wtHTc>